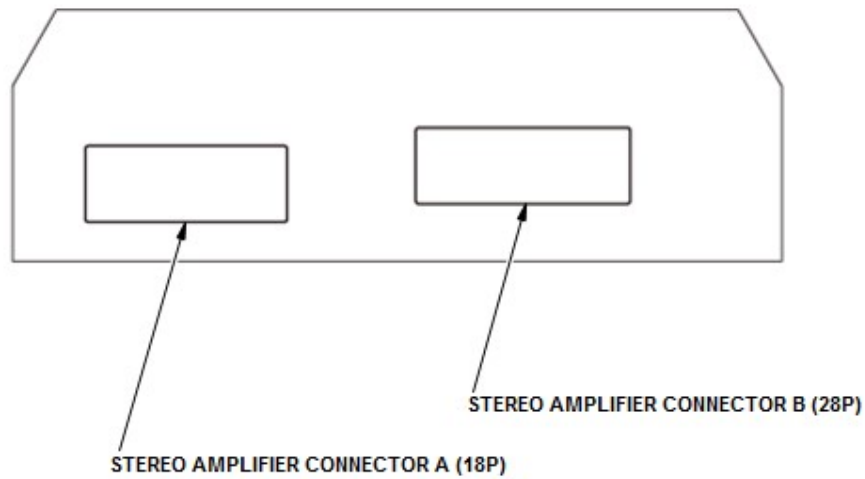
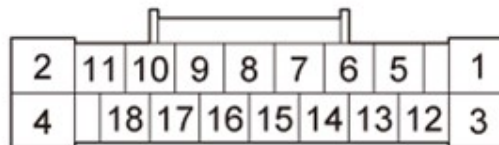


Stereo Amplifier Connector for Inputs and Outputs



STEREO AMPLIFIER CONNECTOR A (18P)

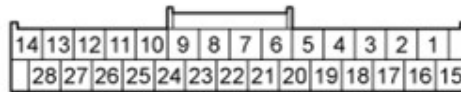


Wire side of female terminals

Cavity	Wire Color	Terminal Name	Description
A1	BLK	GND	Ground for stereo amplifier (G504)
A2	GRN	SUB WOOFER+	Outputs sound signal for subwoofer
A3	WHT	+B PREMIUM AMP	Continuous power source
A4	RED	SUB WOOFER-	Outputs sound signal for subwoofer
A5	LT GRN	FL SPKR+	Outputs sound signal for driver's door speaker
A6	PNK	FL SPKR-	Outputs sound signal for driver's door speaker
A7	ORN	RR SPKR-	Outputs sound signal for right rear door speaker
A8	BLU	RR SPKR+	Outputs sound signal for right rear door speaker
A9	BRN	RL SPKR-	Outputs sound signal for left rear door speaker
A10	YEL	RL SPKR+	Outputs sound signal for left rear door speaker
A11	Not used	Not used	----
A12	BRN	FR SPKR-	Outputs sound signal for front passenger's door speaker

Cavity	Wire Color	Terminal Name	Description
A13	GRY	FR SPKR +	Outputs sound signal for front passenger's door speaker
A14	RED	FL TWEETER +	Outputs sound signal for left tweeter
A15	PNK	FL TWEETER -	Outputs sound signal for left tweeter
A16	WHT	FR TWEETER +	Outputs sound signal for right tweeter
A17	PUR	FR TWEETER -	Outputs sound signal for right tweeter
A18	Not used	Not used	-----

STEREO AMPLIFIER CONNECTOR B (28P)



Wire side of female terminals

Cavity	Wire Color	Terminal Name	Description
B1	BRN	AUD F MIX GND	Basis ground for terminal No. 15
B2	GRN	ANC R -	Inputs sound signal for noise cancelling from ANC/active sound control unit
B3	WHT	ANC F -	Inputs sound signal for noise cancelling from ANC/active sound control unit
B4	BLU	AUX NAVI GND	Basis ground for terminals No. 18 and No. 19
B5	Not used	Not used	-----
B6	Not used	Not used	-----
B7	Not used	Not used	-----
B8	GRN	FR PRE +	Inputs sound signal for right channel
B9	BRN	FL PRE +	Inputs sound signal for left channel
B10	Not used	Not used	-----
B11	Not used	Not used	-----
B12	Not used	Not used	-----
B13	WHT	SWD + B	Inputs signal for stereo amplifier switching on/off
B14	BLU	RS485 -	Communication signal to audio-navigation unit
B15	YEL	AUD F MIX	Outputs audio mixing signal for front channels
B16	BLK	ANC R +	Inputs sound signal for noise cancelling from ANC/active sound control unit
B17	RED	ANC F +	Inputs sound signal for noise cancelling from ANC/active sound control unit
B18	Not used	Not used	-----
B19	PNK	AUX NAVI	Inputs sound signal for voice guidance and Voice Recognition (VR) prompts
B20	Not used	Not used	-----
B21	Not used	Not used	-----
B22	RED	FR PRE -	Inputs sound signal for right channel
B23	YEL	FL PRE -	Inputs sound signal for left channel
B24	Not used	Not used	-----

Cavity	Wire Color	Terminal Name	Description
B25	Not used	Not used	-----
B26	Not used	Not used	-----
B27	Not used	Not used	-----
B28	PNK	RS485+	Communication signal to audio-navigation unit