

2005 Acura TL



Remote Start, Security, Keyless Entry, Accessories

Item	Wire Color	Polarity	Wire Location
12 Volts	white (50A)	+	ignition switch or dash fuse box, lt. green 6 pin plug, pin 2
Second 12 Volts	N/A		
Starter	black/white	+	ignition switch or dash fuse box, lt. green 6 pin plug, pin 1
Second Starter	N/A		
Ignition	black/yellow	+	ignition switch or dash fuse box, lt. green 6 pin plug, pin 6
Second Ignition	N/A		
Third Ignition	N/A		
Accessory	black/red	+	ignition switch or dash fuse box, lt. green 6 pin plug, pin 4
Second Accessory	white/red	+	ignition switch or dash fuse box, lt. green 6 pin plug, pin 5
Third Accessory	N/A		
Keysense	red/white	-	left side of dash fuse box, green 30 pin plug, pin 13
Data Bus	red/blue (immobilizer data)	data	Immobilizer Control Unit, green 7 pin plug, pin 2
Can Bus High	N/A		
Can Bus Low	N/A		
Can Bus Sw	brown/black (B-CAN)	data	dash fuse box, lt. green 21 pin plug, pin 4
Power Lock	pink/black (passenger doo lock switch)	-	left side of dash fuse box, green 30 pin plug, pin 25
Power Unlock	pink/blue (passenger door lock switch)	-	left side of dash fuse box, green 30 pin plug, pin 9
Lock Motor	yellow/black	5 wire	dash fuse box, lt. green 12 pin plug, pin 12
Driver Unlock Motor	yellow/green	5 wire	dash fuse box, lt. green 12 pin plug, pin 2
Passenger Unlock Motor	yellow	5 wire	dash fuse box, white 45 pin plug, pin 9
Parking Lights (-)	red/black	-	headlight switch in steering column cover
Parking Lights (+)	red/black	+	dash fuse box, white 45 pin plug, pin 31
Hazards	green/red	+	left side of dash fuse box, green 30 pin plug, pin 28
Turn Signal (Left)	red/blue	+	dash fuse box, white 45 pin plug, pin 33
Turn Signal (Right)	white	+	dash fuse box, white 45 pin plug, pin 27
Headlight	black/red	-	headlight switch in steering column cover
AutoLights	N/A		
Reverse Light	green	+	left of data link connector, white 20 pin plug, pin 19
Left Front Door Trigger	green	-	harness from back of dash fuse box
Right Front Door Trigger	lt. green/red	-	harness from back of dash fuse box
Left Rear Door Trigger	green/yellow	-	harness from back of dash fuse box
Right Rear Door Trigger	green/white	-	harness from back of dash fuse box

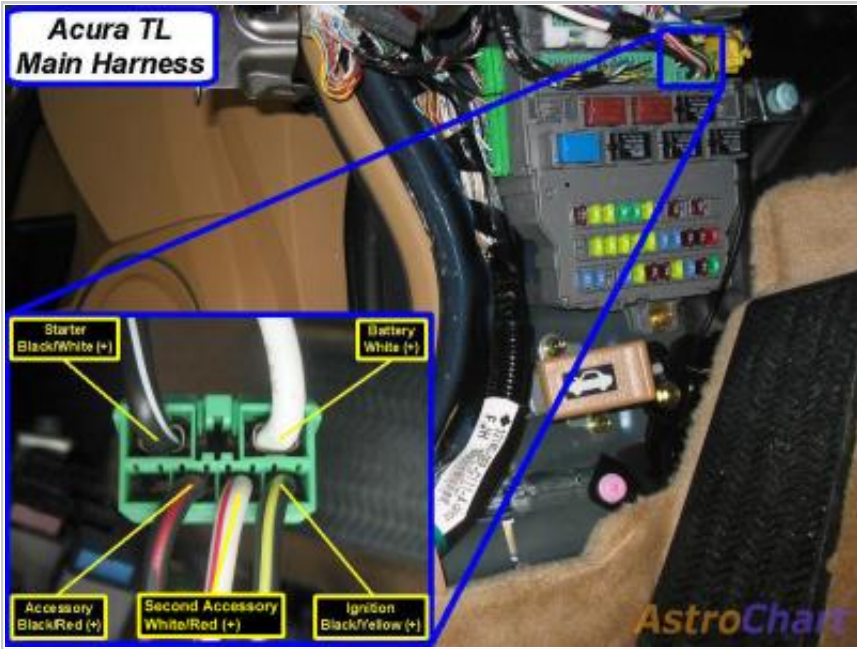
Remote Start, Security, Keyless Entry, Accessories (Continued)

Item	Wire Color	Polarity	Wire Location
Dome Supervision	green/red	-	dash fuse box, rear, lt. green 5 pin plug, pin 4
Trunk/Hatch Pin	blue/yellow	-	left side of dash fuse box, green 30 pin plug, pin 24
Rear Glass Pin	N/A		
Hood Pin	yellow/red or green/black	-	hood switch or under-hood fuse/relay box
Trunk/Hatch Release	yellow/green	+	trunk lid opener switch, blue 5 pin plug, pin 2
Trunk Release Motor	blue/black	+	harness from back of dash fuse box
Fuel Door Release	N/A		
Power Sliding Door (Left)	N/A		
Power Sliding Door (Right)	N/A		
Factory Alarm Arm	white/red (driver door key cylinder)	-	power window master switch, green 22 pin plug, pin 19
Factory Alarm Disarm	white (driver door key cylinder)	-	power window master switch, green 22 pin plug, pin 18
Disarm No Unlock	see factory alarm disarm		
Trunk Alarm Shunt	N/A		
Tachometer	brown, red, blue, yellow, black/red, or white/blue	ac	any fuel injector, black 2 pin plug, pin 2
Wait to Start	N/A		
Neutral Safety	N/A		
Clutch Pedal	black (input), lt. green (output)	- N.O.	clutch switch, yellow 2 pin plug, pins 1 and 2
Fuel Pump	yellow/green	+	harness from back of dash fuse box
Rear Defroster	black/yellow	+ latched	harness from back of dash fuse box
Mirror Defroster	orange	+ latched	power mirror switch, white 13 pin plug, pin 8
Left Front Heated Seat	gray/red	5 wire	driver seat heater switch, blue 6 pin plug, pin 3
Right Front Heated Seat	green	5 wire	passenger seat heater switch, gray 6 pin plug, pin 3
Speed Sense	blue/white	ac	ECM/PCM, gray 31 pin plug, pin 11
Brake Wire	white/black	+	dash fuse box, white 45 pin plug, pin 26
Parking Brake	green/orange	-	dash fuse box, white 45 pin plug, pin 30
Horn Trigger	green/yellow	-	left of steering column, brown 22 pin plug, pin 19
Wipers	green/white	-	left of steering column, brown 22 pin plug, pin 18
Left Front Window (Up/Down)	use factory alarm arm/disarm		
Right Front Window (Up/Down)	see left front window		
Left Rear Window (Up/Down)	see left front window		
Right Rear Window (Up/Down)	see left front window		
Sun Roof (Open/Close)	use factory alarm arm/disarm		
Sun Roof (Limit/Close)	N/A		
Memory Seat 1	blue/yellow	-	power window master switch, green 22 pin plug, pin 4
Memory Seat 2	red/yellow	-	power window master switch, green 22 pin plug, pin 3
Memory Seat 3	N/A		

<i>Audio</i>			
Item	Wire Color	Polarity	Wire Location
Radio 12V	white	+	radio
Radio Ground	black	-	radio
Radio Ignition	yellow/red	+	radio
Radio Illumination	red/black	+	radio
Factory Amp Turn-on	red/yellow	+	radio
Power Antenna	yellow/green	+	radio
Left Front Speaker (+/-)	lt. green - purple	+,-	stereo amplifier in passenger kick
Right Front Speaker (+/-)	blue - red	+,-	stereo amplifier in passenger kick
Left Rear Speaker (+/-)	brown/white - red/yellow	+,-	stereo amplifier in passenger kick
Right Rear Speaker (+/-)	red/blue - yellow	+,-	stereo amplifier in passenger kick
Center Channel (+/-)	green/white - blue/yellow	+,-	stereo amplifier in passenger kick
Subwoofer (+/-)	yellow/black - lt. green/red	+,-	stereo amplifier in passenger kick
Aux. Audio Input Left (+/-)			
Aux. Audio Input Right (+/-)			
RSE Video (+/-)			
RSE Audio Left (+/-)			
RSE Audio Right (+/-)			
Satellite Radio 12 Volts			
Satellite Radio Ground			
Satellite Radio Ignition			
Satellite Radio Antenna			
Satellite Audio Left (+/-)			
Satellite Audio Right (+/-)			

What Fits				
Item	Size	Depth	Location	
Headunit				
Left Front Speaker				
Left Front Tweeter				
Right Front Speaker				
Right Front Tweeter				
Left Rear Speaker				
Left Rear Tweeter				
Right Rear Speaker				
Right Rear Tweeter				
Center Channel				
Subwoofer				
Left Front Headrest				
Right Front Headrest				
Left Rear Headrest				
Right Rear Headrest				
Satellite Radio Tuner				

Wiring Photo and Notes: 12 Volts

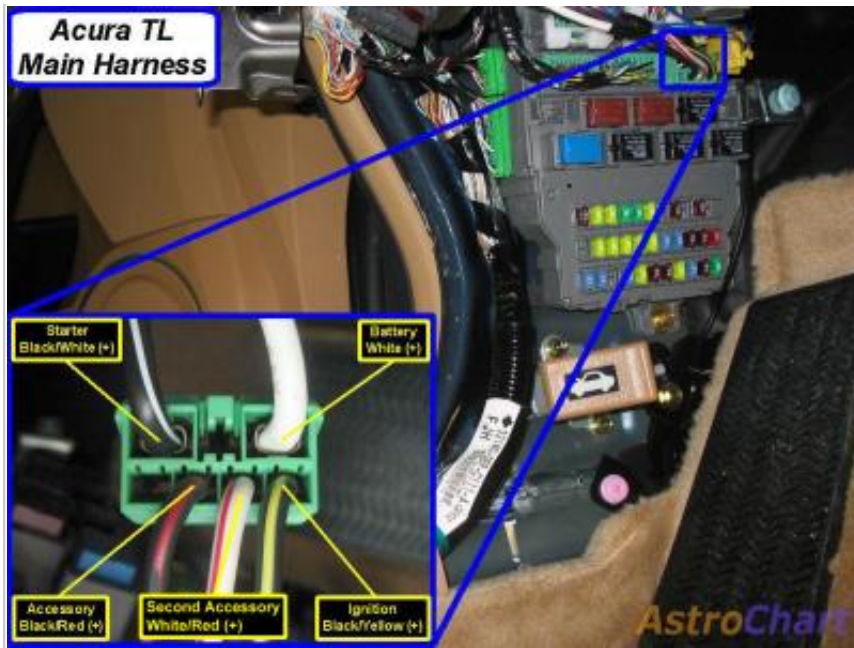


Notes:
There are currently no notes for this item.

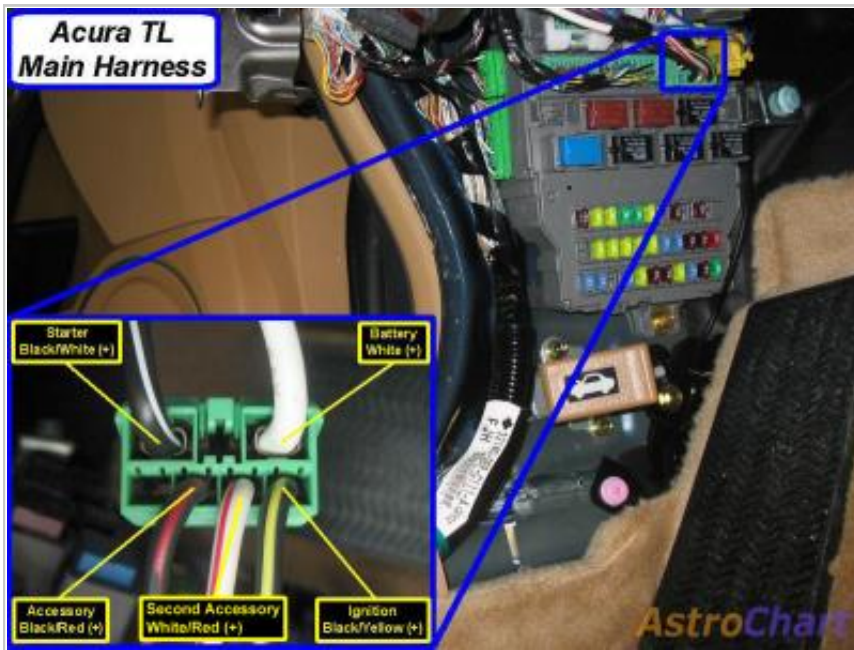
Wiring Photo and Notes: Starter



Notes:
There are currently no notes for this item.



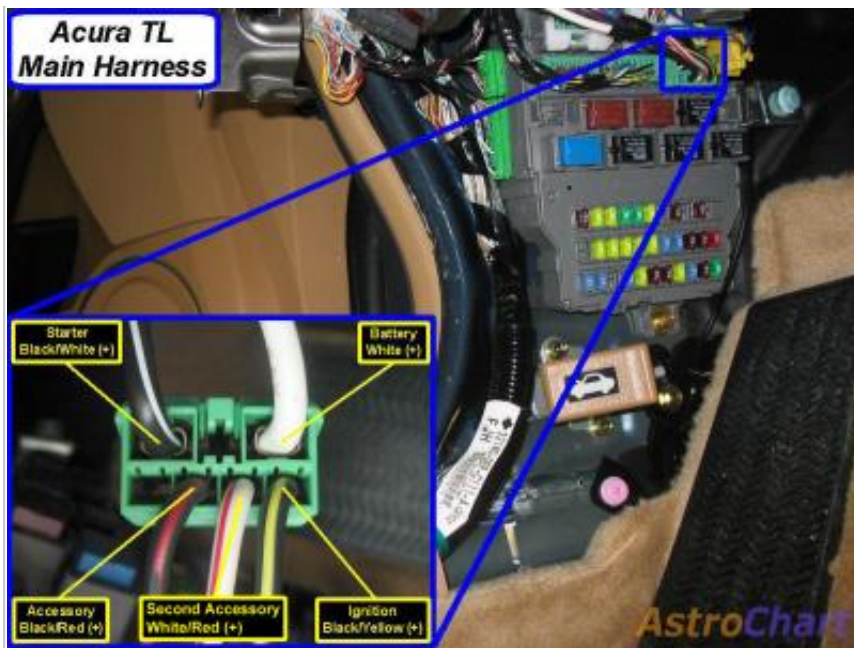
Wiring Photo and Notes: Ignition



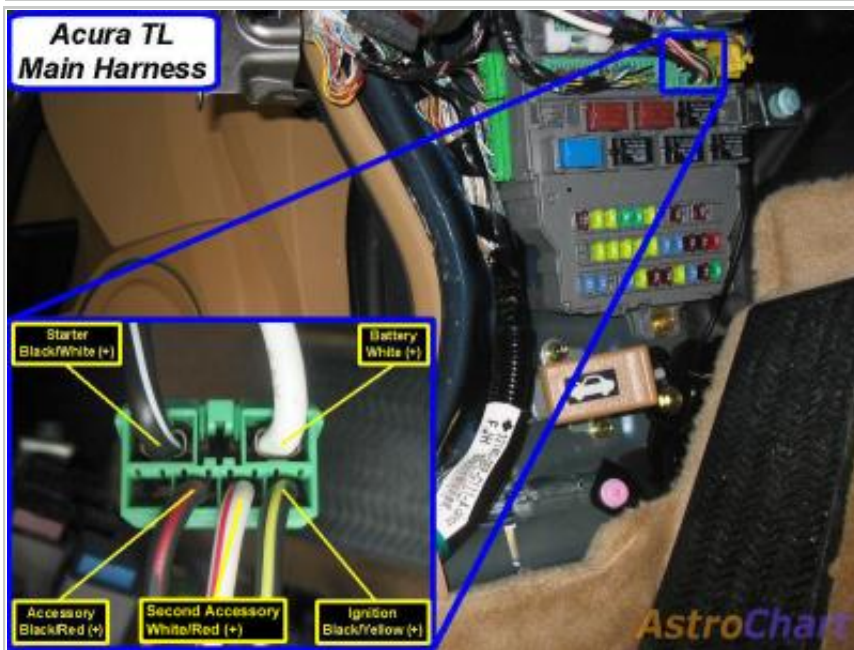
Wiring Photo and Notes: Accessory

Notes:
There are currently no notes for this item.

Notes:
There are currently no notes for this item.



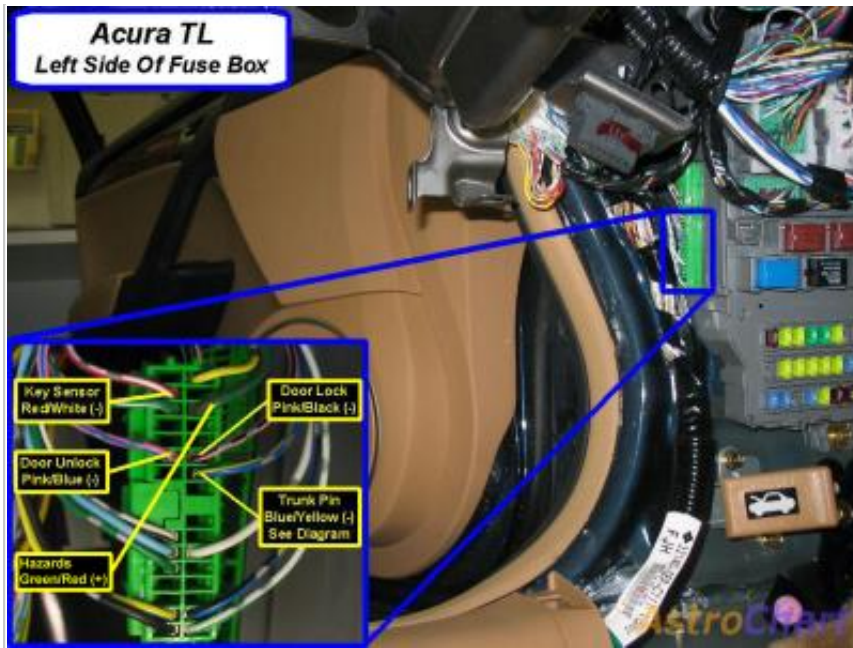
Wiring Photo and Notes: Second Accessory



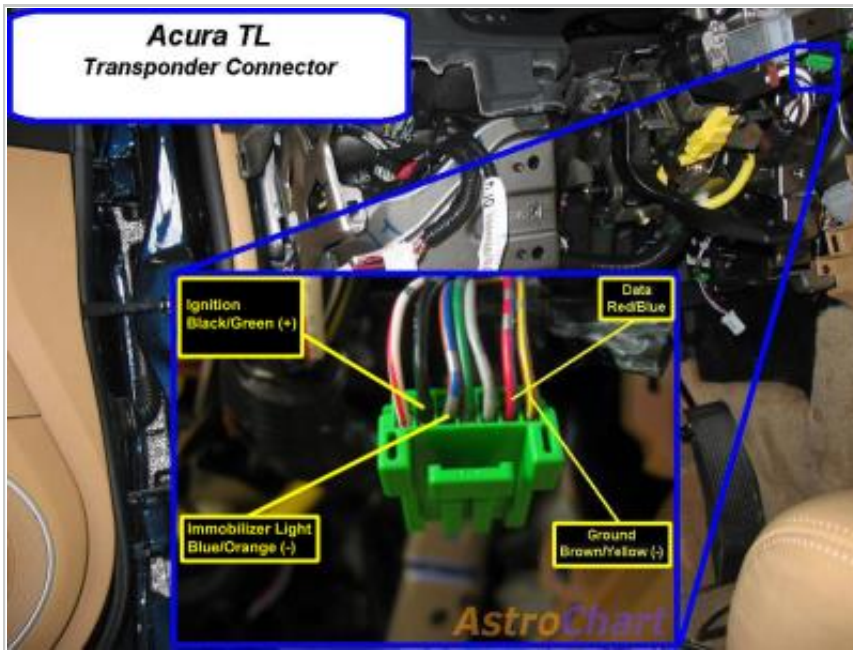
Wiring Photo and Notes: Keysense

Notes:
There are currently no notes for this item.

Notes:
There are currently no notes for this item.



Wiring Photo and Notes: Data Bus




Wiring Photo and Notes: Can Bus Sw

Notes:

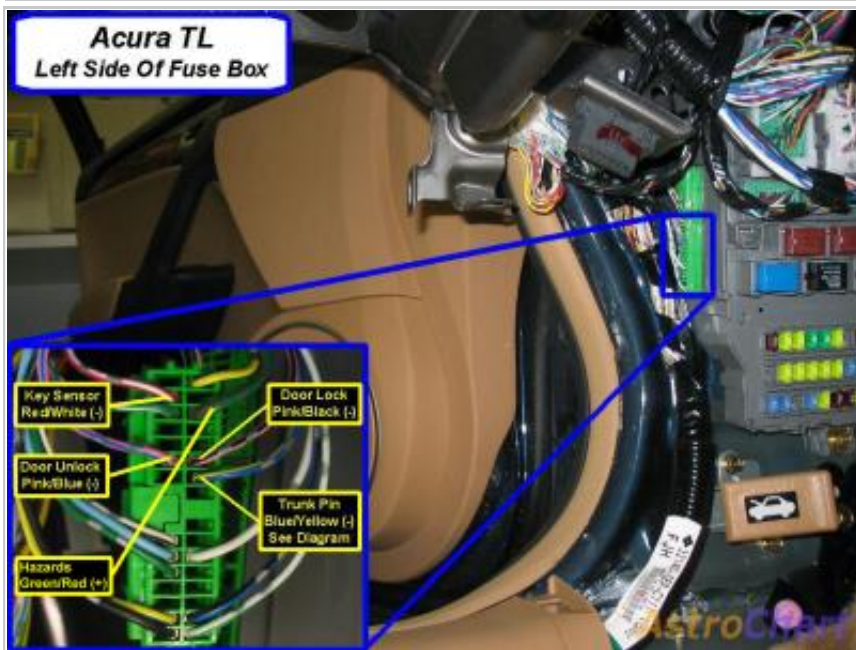
The Immobilizer Control Unit is around the ignition key switch. The immobilizer light is blue/orange (-) in pin 5, ignition is black/green in pin 6, and ground is brown/yellow in pin 1.

Notes:

There are currently no notes for this item.



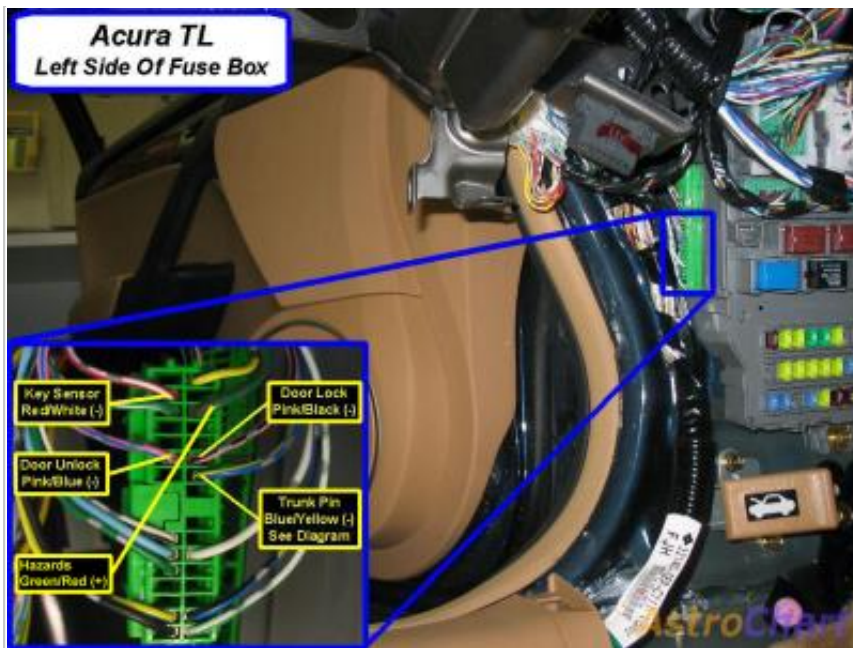
Wiring Photo and Notes: Power Lock



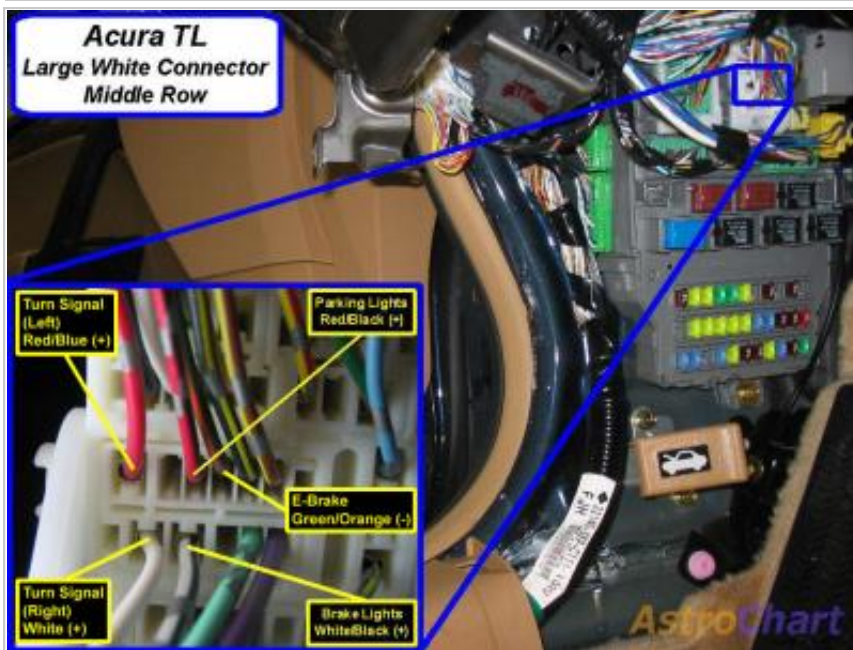
Wiring Photo and Notes: Power Unlock

Notes:
There are currently no notes for this item.

Notes:
There are currently no notes for this item.



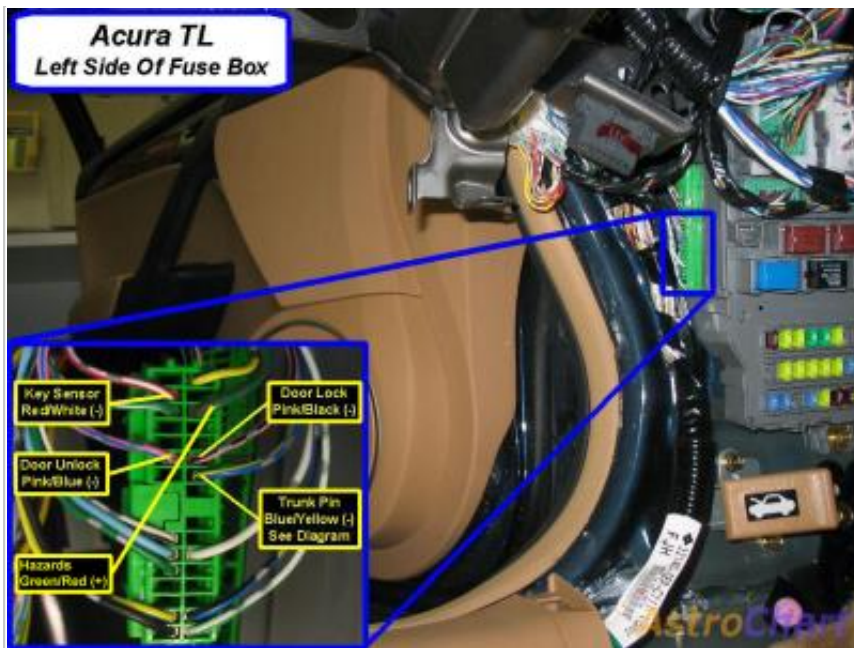
Wiring Photo and Notes: Parking Lights (+)



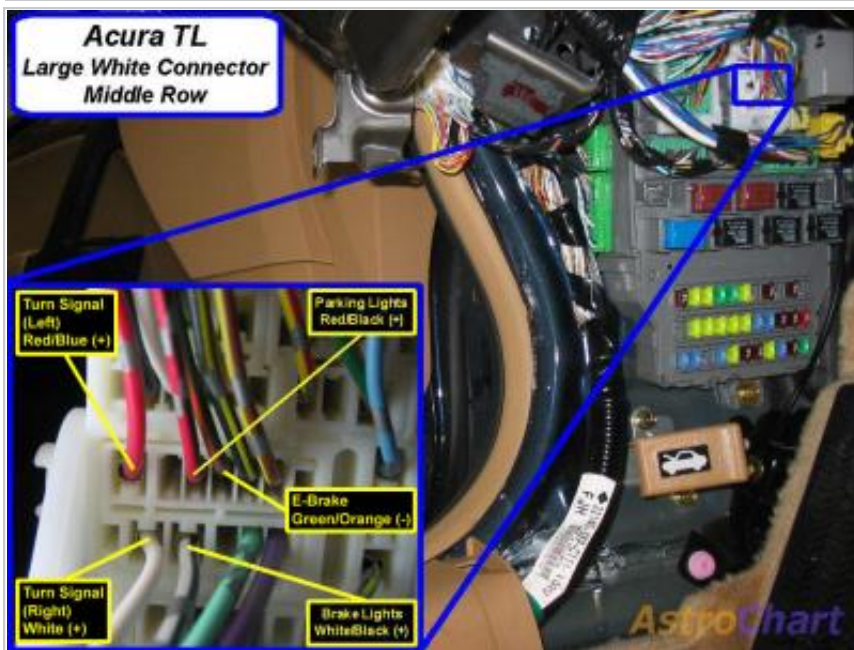
Wiring Photo and Notes: Hazards

Notes:
There are currently no notes for this item.

Notes:
There are currently no notes for this item.



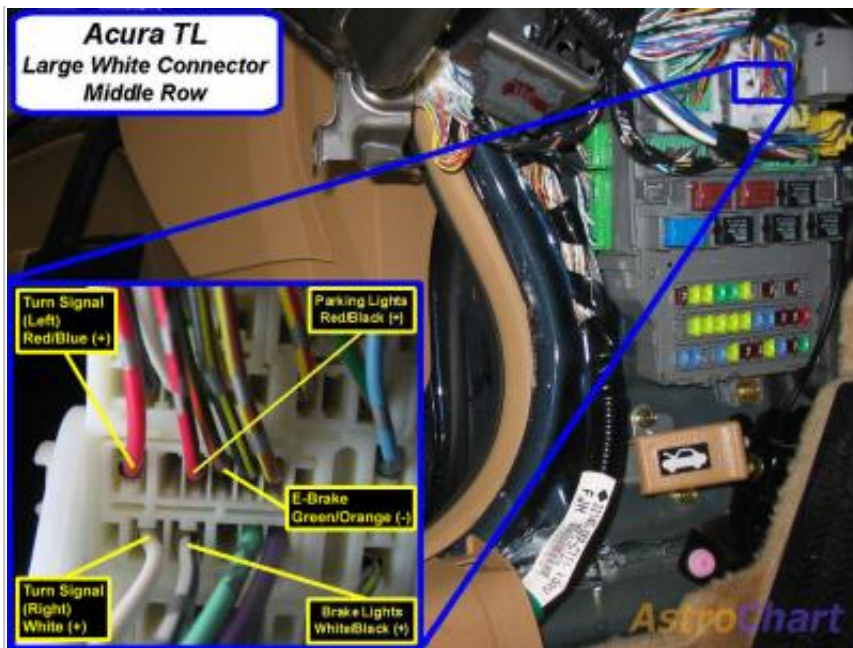
Wiring Photo and Notes: Turn Signal (Left)




Wiring Photo and Notes: Turn Signal (Right)

Notes:
There are currently no notes for this item.

Notes:
There are currently no notes for this item.




Wiring Photo and Notes: Reverse Light

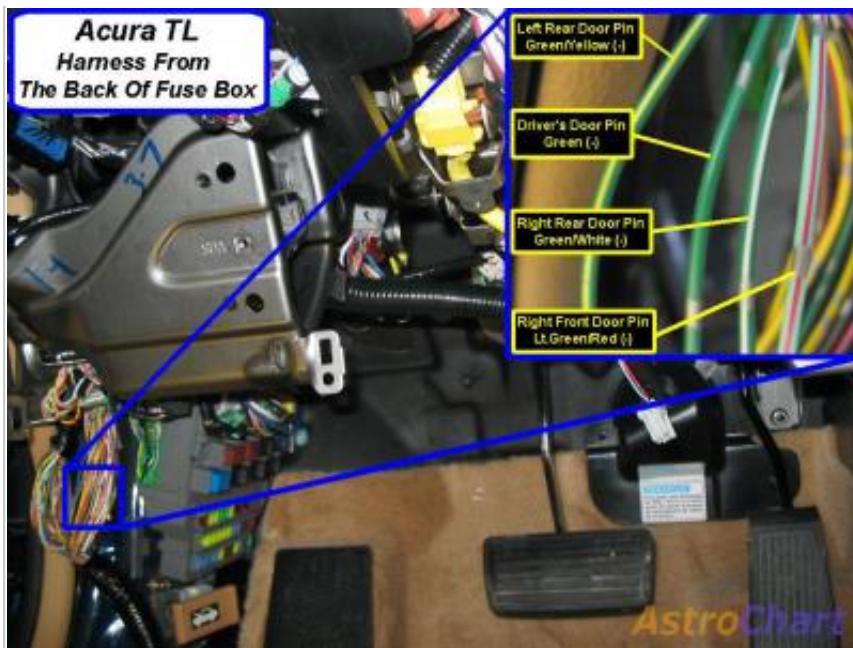


Notes:
There are currently no notes for this item.

Wiring Photo and Notes: Left Front Door Trigger



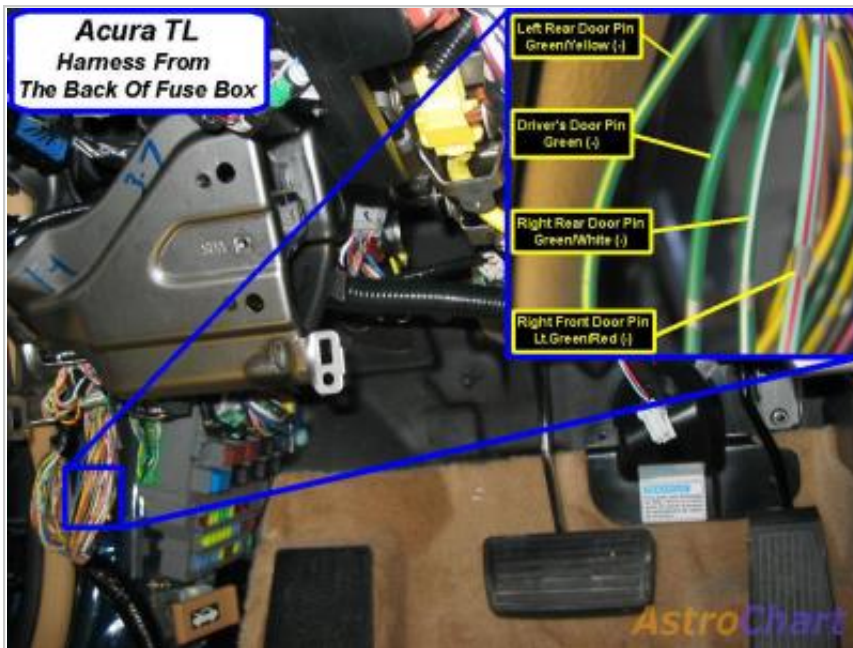
Notes:
There are currently no notes for this item.



Wiring Photo and Notes: Right Front Door Trigger

Notes:

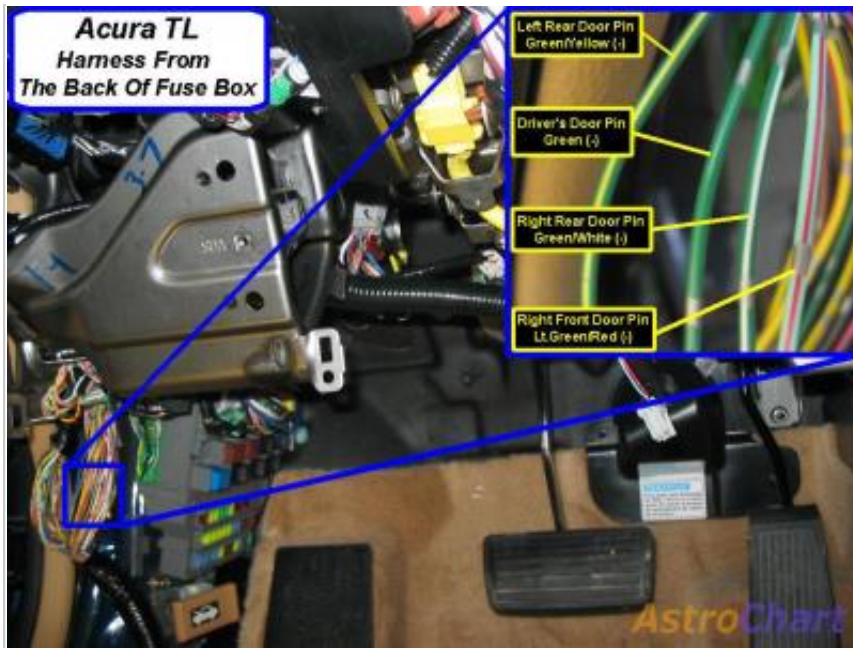
There are currently no notes for this item.



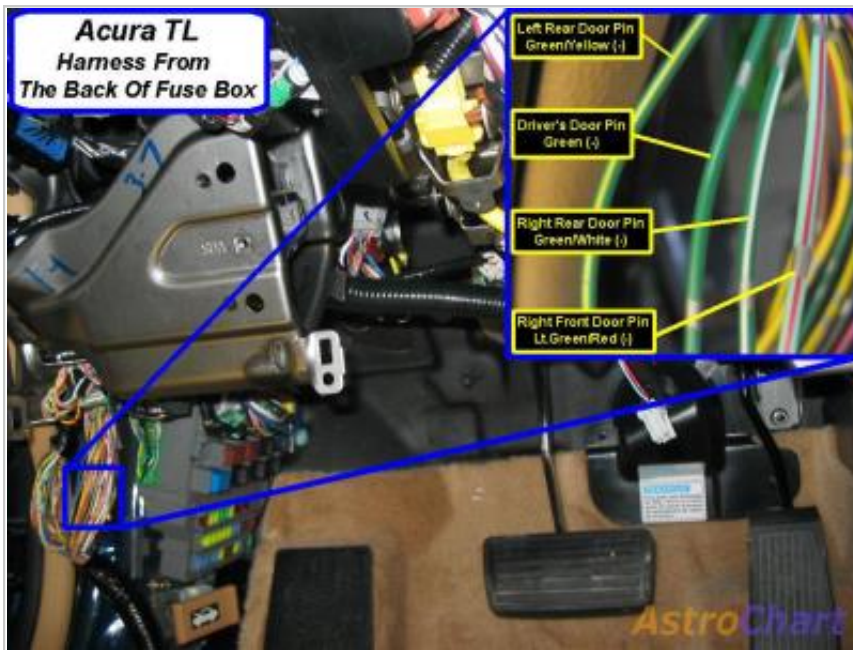
Wiring Photo and Notes: Left Rear Door Trigger

Notes:

There are currently no notes for this item.



Wiring Photo and Notes: Right Rear Door Trigger



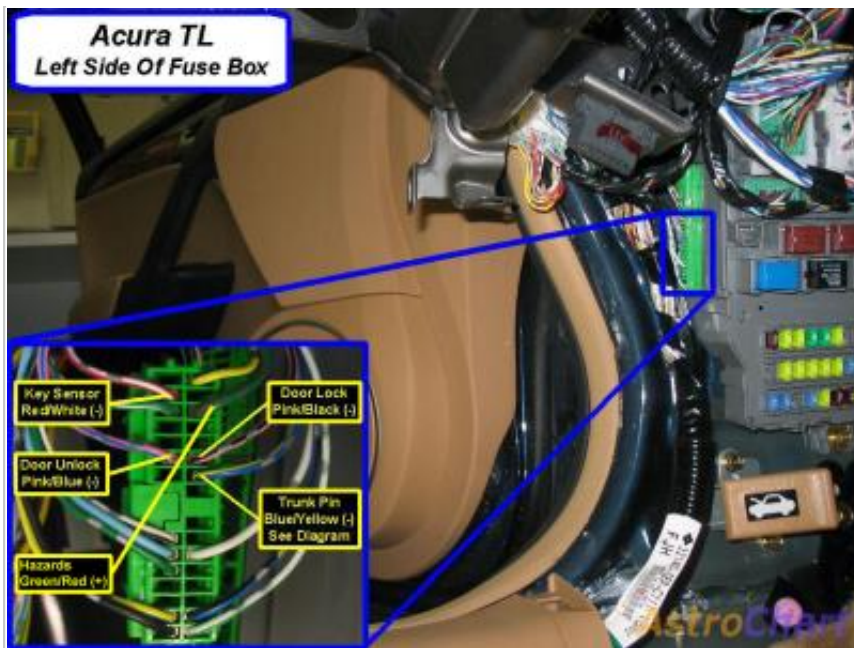
Wiring Photo and Notes: Trunk/Hatch Pin

Notes:

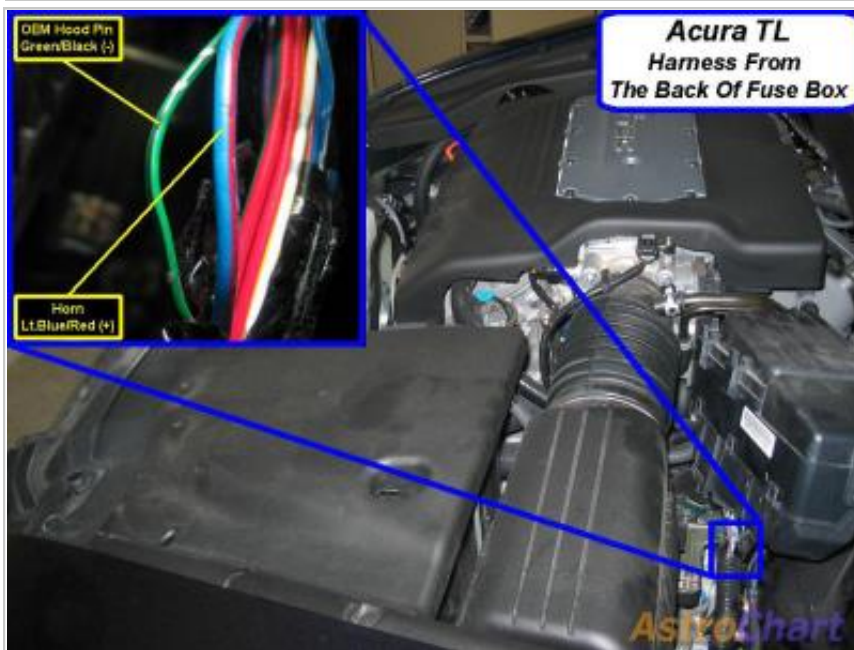
There are currently no notes for this item.

Notes:

There are currently no notes for this item.



Wiring Photo and Notes: Hood Pin



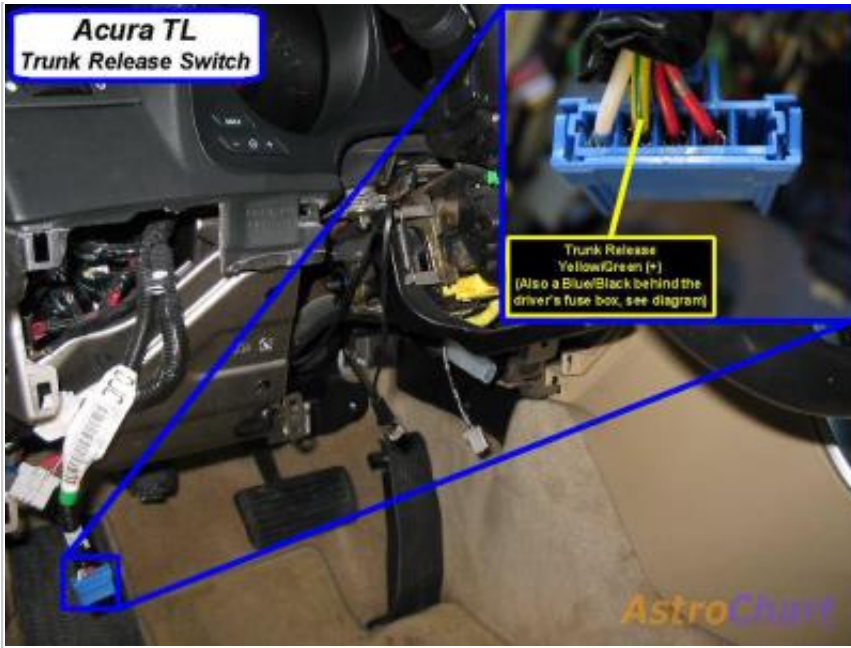
Wiring Photo and Notes: Trunk/Hatch Release

Notes:


There are currently no notes for this item.

Notes:

There are currently no notes for this item.




Wiring Photo and Notes: Trunk Release Motor




Wiring Photo and Notes: Factory Alarm Arm

Notes:
 There are currently no notes for this item.

Notes:
 There are currently no notes for this item.



Wiring Photo and Notes: Factory Alarm Disarm




Notes:

There are currently no notes for this item.


Wiring Photo and Notes: Fuel Pump

Notes:

There are currently no notes for this item.



Wiring Photo and Notes: Rear Defroster




Notes:

There are currently no notes for this item.

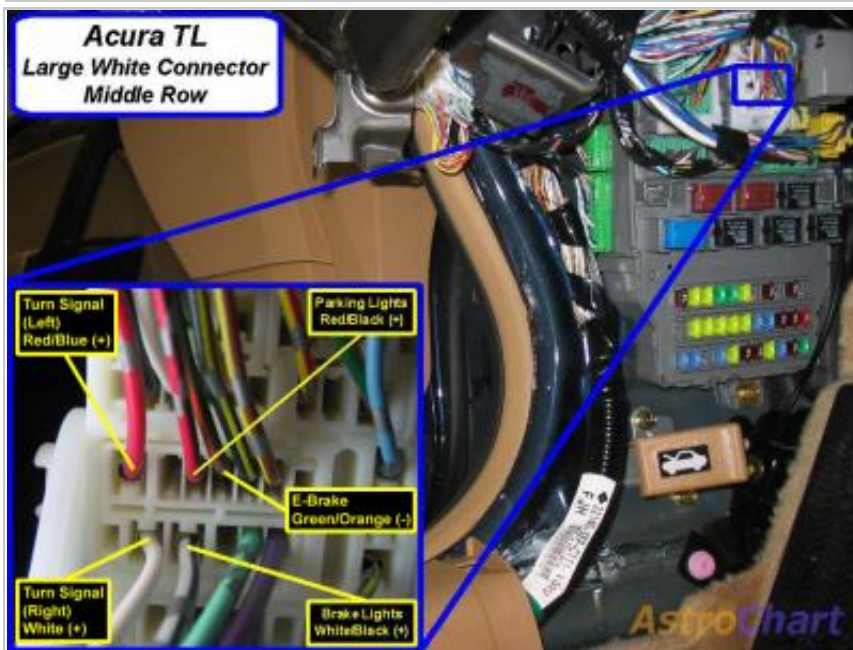
Wiring Photo and Notes: Speed Sense

Notes:

The ECM/PCM is on the front of the transmission tunnel. The connectors are on the passenger side.



Wiring Photo and Notes: Brake Wire



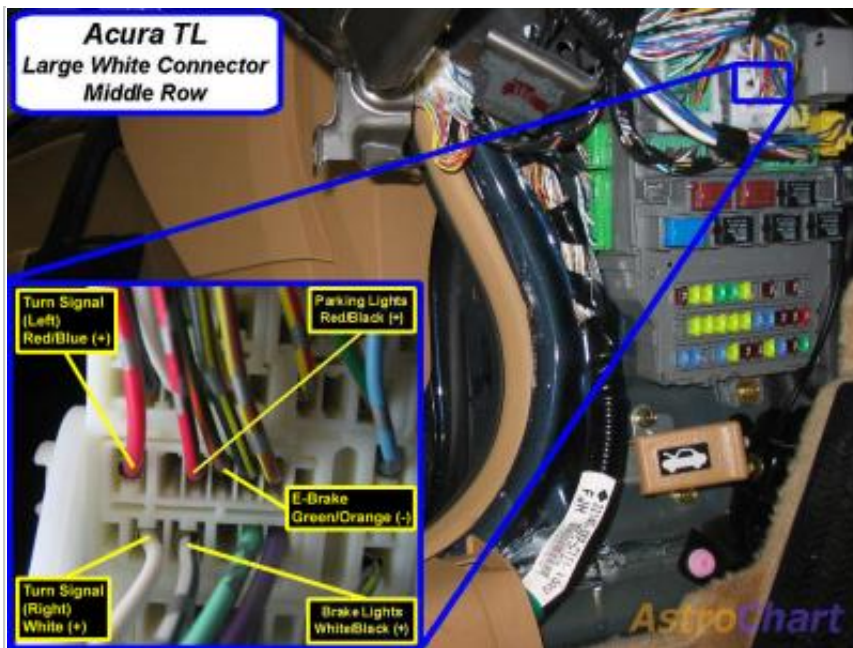
Notes:

There are currently no notes for this item.


Wiring Photo and Notes: Parking Brake

Notes:

There are currently no notes for this item.




Wiring Photo and Notes: Horn Trigger




Wiring Photo and Notes: Wipers

Notes:
There are currently no notes for this item.

Notes:
There are currently no notes for this item.




Wiring Photo and Notes: Memory Seat 1



Wiring Photo and Notes: Memory Seat 2

Notes:
There are currently no notes for this item.

Notes:
There are currently no notes for this item.



© 2015 Directed. All rights reserved.

DirectWire and its vehicle information are for the sole use of authorized Directed personnel and its participating dealers and distributors. The information contained on these pages may contain confidential and privileged information. Any unauthorized review, use, disclosure or distribution is prohibited.