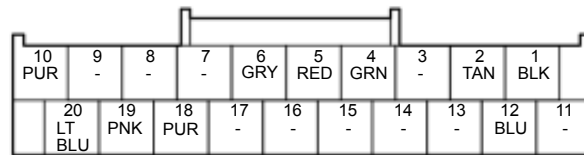


Infotainment Control Unit Connector for Inputs and Outputs

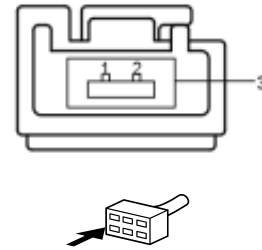
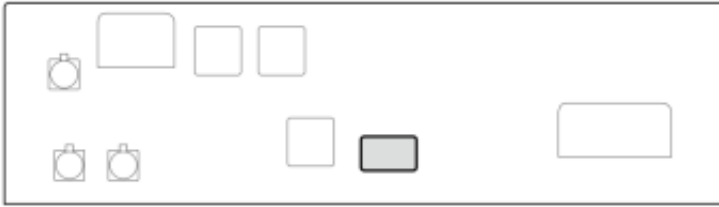
Connector Index
Infotainment Control Unit Connector A (20P)
Infotainment Control Unit Connector B (3P)
Infotainment Control Unit Connector C (5P)
Infotainment Control Unit Connector D (2P)
Infotainment Control Unit Connector E (2P)
Infotainment Control Unit Connector F (2P)
Infotainment Control Unit Connector J (2P)

Infotainment Control Unit Connector A (20P) (female terminals)



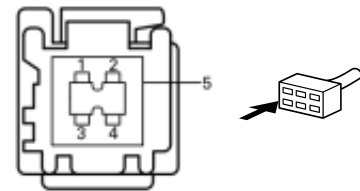
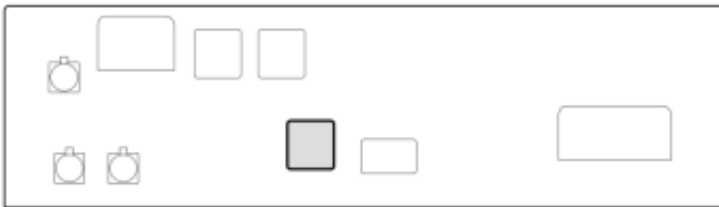
Cavity	Terminal Name	Description
A1	GND	Ground for infotainment control unit (G404)
A2	+B_AUDIO	Continuous power source
A3	Not used	-----
A4	RS485+	Communication signal to touchpad unit
A5	RS485-	Communication signal to touchpad unit
A6	SH_RS485	Shield for terminals No. 4 and No. 5
A7	Not used	-----
A8	Not used	-----
A9	Not used	-----
A10	DISP_CONT	Outputs signal for center display unit switching on/off
A11	Not used	-----
A12	TOUCHPAD_CONT	Outputs signal for touchpad unit switching on/off
A13	Not used	-----
A14	Not used	-----
A15	Not used	-----
A16	Not used	-----
A17	Not used	-----
A18	MOST_ECL	Inputs ECL signal
A19	MOST_ECL	Outputs ECL signal
A20	K-LINE	Detects scan tool signal (serial data)

Infotainment Control Unit Connector B (3P) (female terminals)



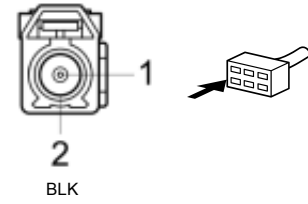
Cavity	Terminal Name	Description
B1	LVDS +	Communication signal for center display unit
B2	LVDS -	Communication signal for center display unit
B3	LVDS SH	Shield for terminals No. 1 and No. 2

Infotainment Control Unit Connector C (5P) (female terminals)



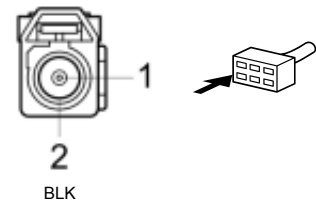
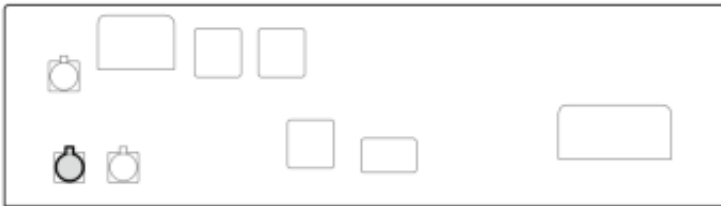
Cavity	Terminal Name	Description
C1	USB GND	Ground for USB port A
C2	USB VBUS	Outputs power source for USB port A
C3	USB DATA+	Communication signal
C4	USB DATA-	Communication signal
C5	USB SH	Shield for terminals No. 1, No. 2, No. 3, and No. 4

Infotainment Control Unit Connector D (2P) (female terminals)



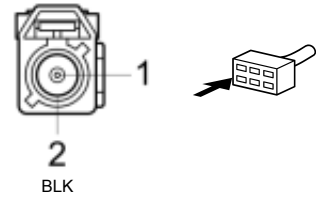
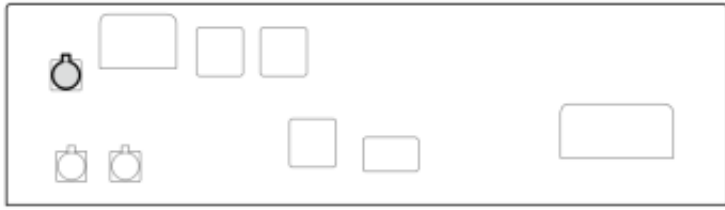
Cavity	Terminal Name	Description
D1	MOST RX+	Inputs MOST communication signal
D2	MOST RX-	Shield for terminal No. 1

Infotainment Control Unit Connector E (2P) (female terminals)



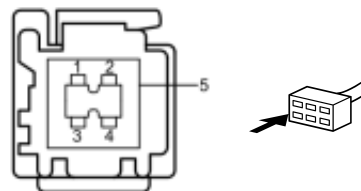
Cavity	Terminal Name	Description
E1	MOST TX+	Outputs MOST communication signal
E2	MOST TX-	Shield for terminal No. 1

Infotainment Control Unit Connector F (2P) (female terminals)



Cavity	Terminal Name	Description
F1	GNSS(NAVI)	Inputs GPS signal
F2	SH(GNSS(NAVI))	Shield for terminal No. 1

Infotainment Control Unit Connector J (5P) (female terminals) (With AcuraLink)



Cavity	Terminal Name	Description
J1	USB GND	Ground for USB
J2	USB VBUS	Outputs power source for USB
J3	USB DATA+	Communication signal
J4	USB DATA-	Communication signal
J5	USB SH	Shield for terminals No. 1, No. 2, No. 3, and No. 4