



Connector Views

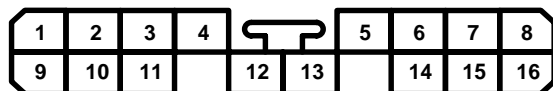
108. Audio Unit

- Center of dash
- On main wire harness

'96-'98 (Standard):

Connector A

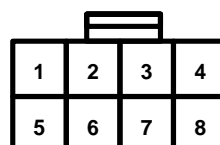
- Gray or White



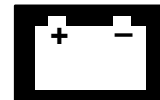
- | | |
|----------------------------|---|
| 1 GRN/YEL (RF+) | 10 WHT (LF -) |
| 2 PNK (LF +) | 11 YEL/RED
(Not used) |
| 3 RED/BLK (Illumination +) | 12 RED (Illumination -) |
| 4 WHT/YEL (Fuse 56) | 13 GRN/RED
(Radio remote switch input) |
| 5 WHT/RED (Ignition input) | 14 BLK (G403) |
| 6 — | 15 GRY (LR -) |
| 7 BLU/YEL (LR +) | 16 BRN/WHT (RR -) |
| 8 RED/YEL (RR +) | |
| 9 GRY/RED (RF -) | |

Connector B

- Black



- | |
|--------------------------------------|
| 1 — |
| 2 WHT (Left rear door -) |
| 3 BLU/ORN (Right rear door -) |
| 4 — |
| 5 BLK (G402) |
| 6 ORN (Left rear door +) |
| 7 BLU/BLK (Right rear door +) |
| 8 Except Navi: BLU (Security output) |



Connector Views

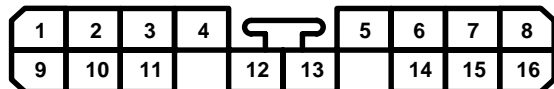
108. Audio Unit

- Center of dash
- On main wire harness

'96 (Bose):

Connector A

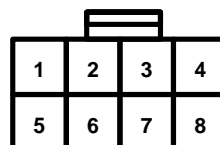
- Gray or White



- | | |
|----------------------------|--|
| 1 BLU (RF +) | 10 BLK (LF -) |
| 2 WHT (LF +) | 11 YEL/RED (Not used) |
| 3 RED/BLK (Illumination +) | 12 RED (Illumination -) |
| 4 WHT/YEL (Fuse 56) | 13 GRN/RED (Radio remote switch input) |
| 5 WHT/RED (Ignition input) | 14 BLK (G403) |
| 6 YEL/BLU (Power output) | 15 GRN (LR -) |
| 7 ORN (LR +) | 16 RED (RR -) |
| 8 YEL (RR +) | |
| 9 BRN (RF -) | |

Connector B

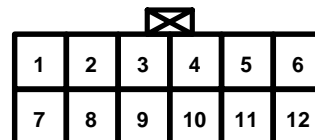
- Black



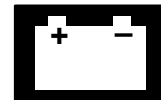
- | | |
|--------------|---------------------|
| 1 — | 6 — |
| 2 — | 7 — |
| 3 — | 8 Without Navi: BLU |
| 4 — | With Navi: GRN |
| 5 BLK (G402) | (Security output) |

Connector C (Navigation only)

- Black
- On main wire harness



- | | |
|------------------------|----------------------------------|
| 1 — | 7 — |
| 2 — | 8 — |
| 3 — | 9 — |
| 4 BLU (Audio guidance) | 10 PNK (Ground - audio guidance) |
| 5 — | 11 — |
| 6 RED (Audio bus +) | 12 BLU (Audio bus -) |



Connector Views

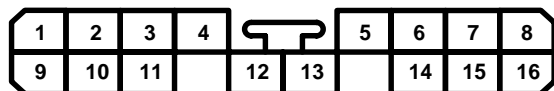
108. Audio Unit

- Center of dash
- On main wire harness

'97-'03 (Bose):

Connector A ('96-'03)

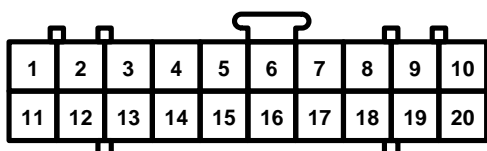
- Gray or White



- | | |
|--|---|
| 1 BLU (RF +) | 10 BLK (LF -) |
| 2 WHT (LF +) | 11 Except '02 USA: YEL/RED
(Not used) |
| 3 RED/BLK (Illumination +) | '02 USA: PNK (OnStar system) |
| 4 WHT/YEL (Fuse 56) | 12 RED (Illumination -) |
| 5 WHT/RED
(Switched ignition input) | 13 GRN/RED
(Radio remote switch input) |
| 6 YEL/BLU (Power output) | 14 BLK (G403) |
| 7 ORN (LR +) | 15 GRN (LR -) |
| 8 YEL (RR +) | 16 RED (RR -) |
| 9 BRN (RF -) | |

Connector A ('04)

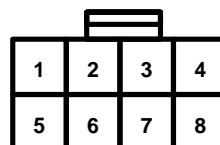
- Light Blue



- | | |
|--|----------------------------|
| 1 YEL/BLU (Amplifier power) | 10 WHT/YEL (Fuse 56) |
| 2 WHT/RED
(Switched ignition input) | 11 BLU/RED (OnStar system) |
| 3 WHT/BLU
(Steering wheel controls) | 12 WHT (OnStar system) |
| 4 BLU or GRN (Security system) | 13 WHT (RG L+) |
| 5 YEL (RR +) | 14 PNK (OnStar system) |
| 6 ORN (LR +) | 15 RED (RR -) |
| 7 BLU (RF +) | 16 GRN (LR -) |
| 8 WHT (LF +) | 17 BRN (RF -) |
| 9 RED/BLK (Illumination +) | 18 BLK (LF -) |
| | 19 RED (Illumination -) |
| | 20 BLK (G403) |

Connector B ('96-'03)

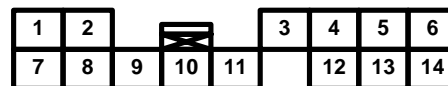
- Black



- | | |
|--|--|
| 1 — | 5 BLK (G402) |
| 2 '02 USA without Navi: BLU/RED
(OnStar system) | 6 — |
| 3 '02 USA without Navi: WHT
(OnStar system) | 7 — |
| 4 — | 8 Without Navi: BLU
With Navi: GRN
(Security output) |

Connector B ('04)

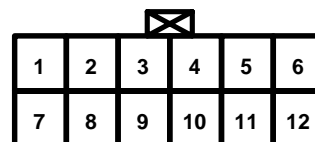
- White



- | | |
|---------------------------|----------------------------|
| 1 WHT/YEL (Power) | 8 BLU/RED (OnStar system) |
| 2 WHT/RED (Acc power) | 9 BLK (Navigation system) |
| 3 ORN (Navigation system) | 10 WHT (Navigation system) |
| 4 GRY (Shield) | 11 BLK (G403) |
| 5 WHT (Right +) | 12 — |
| 6 RED (Left +) | 13 BLK (Right -) |
| 7 WHT/YEL (Power) | 14 GRN (Left -) |

Connector C (Navigation only) ('99-'03)

- Black



- | | |
|--|--|
| 1 — | 8 '02-'04 USA: BLU/RED
(OnStar system) |
| 2 — | 9 '02-'03 USA: WHT
(OnStar system) |
| 3 — | 10 '96-'99: PNK
'00-'03: BLK
(Ground - audio guidance) |
| 4 '96-'99: BLU
'00-'03: WHT
(Audio guidance) | 11 '00-'01: BRN/BLK
(Shield - audio guidance) |
| 5 — | 12 '97-'99: BLU (Audio bus -) |
| 6 '97-'99: RED (Audio bus +) | |
| 7 '00-'04: LT GRN (Mute) | |