



Connector Views

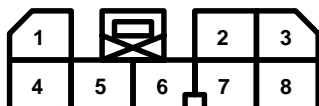
103. Climate Control Unit

- Center of dash
- On A/C wire harness

Connector A

'96-'03:

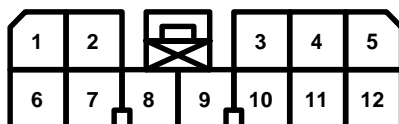
- Gray



- 1 BLK/YEL (Ignition input)
- 2 PNK/BLU (Sensor ground)
- 3 GRY (5V reference)
- 4 WHT/YEL (Fuse 56)
- 5 RED (Illumination -)
- 6 RED/BLK (Illumination +)
- 7 BLK (G402)
- 8 BLU/RED (Blower motor control feedback)

'04:

- Gray

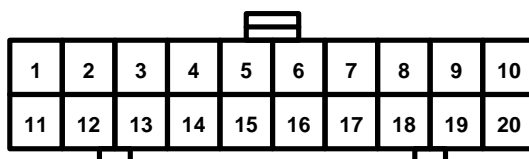


- 1 BLK/YEL (Ignition input)
- 2 RED/BLK (Illumination +)
- 3 GRY (5V reference)
- 4 LT GRN (SI)
- 5 BRN/WHT (SO)
- 6 WHT/YEL (Fuse 56)
- 7 RED (Illumination -)
- 8 BLU/RED (Blower motor control feed)
- 9 —
- 10 BLK (G402)
- 11 PNK/BLU (Sensor ground)
- 12 YEL (CLK2)

Connector B

'96-'03:

- Black



- 1 ORN (Power transistor control)
- 2 —
- 3 —
- 4 BRN (Evaporator temperature input)
- 5 BRN/WHT (Outside air temperature input)
- 6 BRN/BLK (In-car temperature input)
- 7 BLU (Mode motor defrost)
- 8 LT GRN/RED (Mode motor vent)
- 9 RED/YEL (Air mix hot)
- 10 RED (Air mix cool)
- 11 '99-'03 Navigation: YEL/GRN (Rear window defogger)
- 12 YEL/BLK (A/C ON output)
- 13 LT GRN (Blower motor high relay control)
- 14 LT GRN/BLK (Mode motor position)
- 15 PNK/BLK (Air mix position)
- 16 WHT/RED (Sunlight sensor input)
- 17 RED/WHT (ECT sensor input)
- 18 —
- 19 GRN/RED (Recirc)
- 20 GRN/WHT (Fresh)

'04:

- Black

- 1 —
- 2 —
- 3 BRN (Evaporator temperature input)
- 4 BRN/WHT (Outside air temperature input)
- 5 BRN/BLK (In-car temperature input)
- 6 YEL/BLK (A/C ON output)
- 7 LT GRN (Blower motor high relay control)
- 8 GRN/RED (Recirc.)
- 9 LT GRN/RED (Mode motor vent)
- 10 RED (Air mix cool)
- 11 BLK/WHT (Dash lights cancel)
- 12 LT GRN/BLK (Mode motor position)
- 13 PNK/BLK (Air mix position)
- 14 WHT/RED (Sunlight sensor input)
- 15 RED/WHT (ECT sensor input)
- 16 ORN (Power transistor control)
- 17 YEL/GRN (Rear window defogger)
- 18 GRN/WHT (Fresh)
- 19 BLU (Mode motor defrost)
- 20 RED/YEL (Air mix xool)