

Connector Views

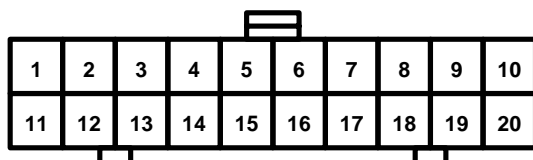
104. Navigation Unit

– Left front of trunk

'96-'99:

Connector A

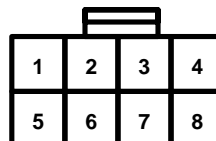
- Black
- On right side wire harness



- | | |
|-----------------------|--------------------------|
| 1 — | 11 — |
| 2 — | 12 — |
| 3 — | 13 ORN (SH DISP BUS) |
| 4 BLK (DISP BUS +) | 14 WHT (DISP BUS -) |
| 5 — | 15 — |
| 6 — | 16 GRY/BLU (SH AUDIO GU) |
| 7 BLU (AUDIO GU) | 17 PNK (GND AUDIO GU) |
| 8 WHT (R SIG 1) | 18 YEL (B SIG 1) |
| 9 RED (G SIG 1) | 19 BRN (C SIG 1) |
| 10 BRN/YEL (SH SIG 1) | 20 BLU (GND SIG 1) |

Connector B

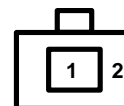
- Black
- On right side wire harness



- | | |
|-----------------|---------------------|
| 1 WHT/YEL (+B) | 5 GRN/BLK (BACK LT) |
| 2 WHT/YEL (ACC) | 6 BLU/WHT (VSP) |
| 3 WHT/BLU (CHG) | 7 GRN/RED (DIAG P) |
| 4 BLK (GND) | 8 BLU/GRN (DIAG N) |

Connector C

- Black
- To GPS antenna



- 1 GRY (RF)



Connector Views

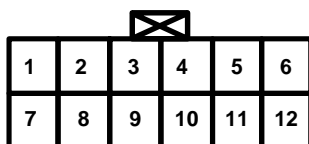
104. Navigation Unit

– Left front of trunk

'00-'03:

Connector A

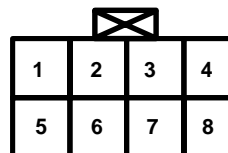
– Black
– On right side wire harness



- | | |
|--------------------|-----------------------|
| 1 — | 7 — |
| 2 — | 8 YEL/BLU (AMP SW +B) |
| 3 — | 9 — |
| 4 WHT (R SIG) | 10 YEL (B SIG) |
| 5 RED (G SIG) | 11 BRN (C SIG) |
| 6 BRN/YEL (SH SIG) | 12 BLU (GND SIG) |

Connector C

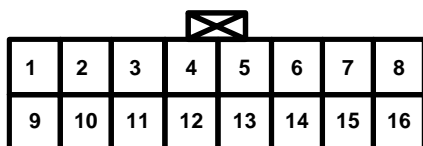
– Black
– On right side wire harness



- | | |
|-----------------|---------------------|
| 1 WHT/YEL (+B) | 5 GRN/BLK (BACK LT) |
| 2 WHT/YEL (ACC) | 6 BLU/WHY (VSP) |
| 3 WHT/BLU (CHG) | 7 GRN/RED (DIAG P) |
| 4 BLK (GND) | 8 BLU/GRN (DIAG N) |

Connector B

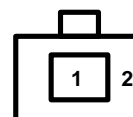
– Black
– On right side wire harness



- | | |
|----------------------|-----------------------|
| 1 — | 9 WHT (RG L+) |
| 2 BRN/BLK (SH RG) | 10 BLK (GND RG) |
| 3 LT GRN (MUTE) | 11 — |
| 4 — | 12 — |
| 5 — | 13 — |
| 6 — | 14 — |
| 7 BLK (DISP BUS (+)) | 15 WHT (DISP BUS (-)) |
| 8 RED/BLK (ILL+) | 16 ORN (SH DISP BUS) |

Connector D

– Gray
– To GPS antenna



- | |
|-------------|
| 1 (GPS) |
| 2 (GND GPS) |



Connector Views

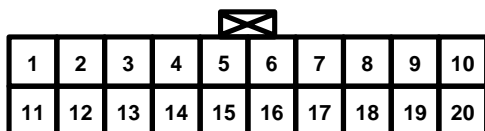
104. Navigation Unit

– Left front of trunk

'04:

Connector A

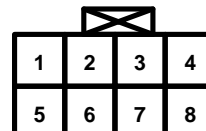
– Black/White
– On right side wire harness



- | | |
|---------------------|---------------------|
| 1 WHT (R SIG) | 11 YEL (B SIG) |
| 2 RED (G SIG) | 12 BRN (C SIG) |
| 3 BRN/YEL (SH SIG) | 13 BLU (GND SIG) |
| 4 — | 14 — |
| 5 RED/BLK (ILL +) | 15 — |
| 6 — | 16 — |
| 7 — | 17 — |
| 8 RED/BLK (ILL+) | 18 — |
| 9 ORN (SH DISP BUS) | 19 — |
| 10 BLK (DISP BUS +) | 20 WHT (DISP BUS -) |

Connector C

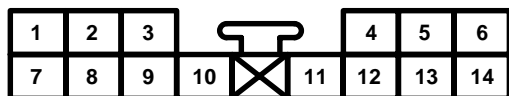
– Black/White
– On right side wire harness



- | |
|----------------------------------------|
| 1 WHT/YEL (Fuse 56) |
| 2 WHT/YEL (Fuse 2) |
| 3 — |
| 4 BLK (G603) |
| 5 GRN/BLK (Back LT) |
| 6 BLU/WHT (VSS) |
| 7 GRN/RED (Navigation check connector) |
| 8 BLU/GRN (Navigation check connector) |

Connector B

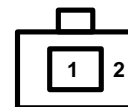
– Green
– On right side wire harness



- | | |
|----------------|--------------------|
| 1 — | 8 — |
| 2 — | 9 — |
| 3 — | 10 GRY (STRG SW) |
| 4 — | 11 BRN/BLK (SH RG) |
| 5 WHT (GND RG) | 12 BLK (RG LT) |
| 6 BLU (MIC +) | 13 LT BLU (MIC SH) |
| 7 — | 14 PNK (MIC -) |

Connector E

– Gray
– To GPS antenna



- | |
|-------------|
| 1 (GPS) |
| 2 (GND GPS) |