

September 16, 2017

07328 Version 4

## GR8 Battery Diagnostic Station Update Information

Supersedes 09-034, dated March 27, 2013, see REVISION SUMMARY

### REVISION SUMMARY

This service bulletin has been revised extensively. American Honda recommends that you review the entire bulletin.

### INTRODUCTION

The software for the GR8 Battery Diagnostic Station is updated periodically to fix software bugs and enhance the tool's functionality. You can now update your GR8 via WiFi. It is extremely important to use the latest GR8 software to ensure that the current battery testing and diagnostic procedures are used.

American Honda policy is to ensure that the GR8 testers are updated promptly. The GR8 software must now be updated within 3 days of receiving notification from an iN message or other Acura communications. **If an out-of-date version is used, any battery or alternator warranty claims will not be accepted.**

### GR8 UPDATE REQUIREMENTS

- GR8 Battery Diagnostic Station – P/N MTRGR811ASTA.
- Internet access via WiFi. Go to WIFI Setup for requirements.

To order the GR8 Diagnostic Station, go to the Acura Tool and Equipment catalog on the iN (select **Service > Service Bay > Tool and Equipment > Online Catalog**), or call **888-424-6857**.

### SOFTWARE INFORMATION

The current software version is listed online. Go to the iN (select **Service > Service Bay > Diagnostic Tools Software Versions**).

To check the software version on the GR8, select **Options > Info > Version** on the GR8 main menu.

### WARRANTY INFORMATION

None. This service bulletin is for information only.

### GR8 UPDPATE INSTRUCTIONS

The update should take 20-30 minutes. Make sure that the update is not interrupted. If the update is interrupted, it could damage the GR8 and require you to send the GR8 to Midtronics for repair. This repair is **not covered** by warranty.

NOTE: If you have more than one GR8, repeat the update procedure for each unit.

**CLIENT INFORMATION:** The information in this bulletin is intended for use only by skilled technicians who have the proper tools, equipment, and training to correctly and safely maintain your vehicle. These procedures should not be attempted by "do-it-yourselfers," and you should not assume this bulletin applies to your vehicle, or that your vehicle has the condition described. To determine whether this information applies, contact an authorized Acura automobile dealer.

## WIFI SETUP

To update the GR8, it must be connected to the internet via your service department WiFi network. For more information see *Acura GR8-1100 AST WiFi/CVGM Module Update and Setup* on the service information under **General Publications > Tool Information**.

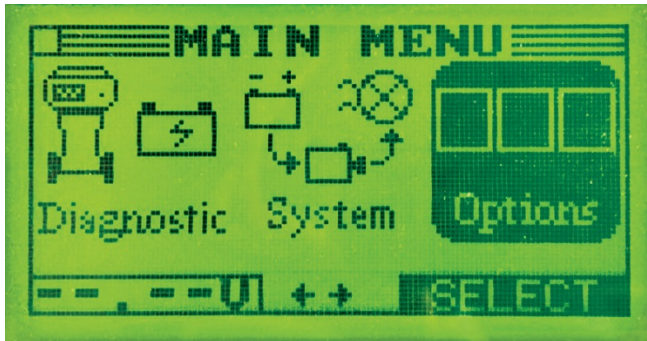
### System Update Prompt

When an update is available via the update server, the user will be prompted with the following screen to download and install the update. Follow the prompts on the screen to proceed with the update.

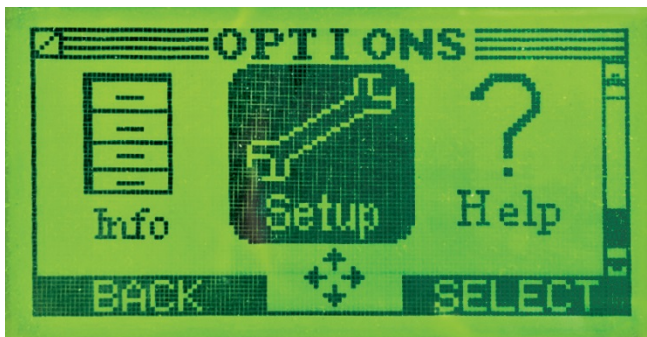


### Manual Update


1. To manually start the update, select **Options**.



2. Scroll up or down and select **Setup**.



3. Scroll up or down and select **Update**.



## Download and Installation

The update should take around 20-30 minutes, make sure that the update is not interrupted. If the update is interrupted, it could damage the GR8 and require you to send the GR8 to Midtronics for repair. This repair is not covered by warranty.



### NOTE:

- If you have more than one GR8, repeat the update procedure for each unit.
- If you have any problems updating the GR8, call Midtronics Customer Service at 866-592-8054.

END